



STAGE RELEASE KNOB

- Turn knob clockwise, until it **stops**, to disengage the drive gear to allow for rough focus positioning.
- Turn knob counter clockwise, until it **stops**, to re-engage the drive gear to allow for fine focusing.

Warning:
When turning knob clockwise and counter clockwise, do **NOT** force the knob past the stop positions, as this will cause damage to the gears.




How to Orient the Quick Release on the FR-3




1. Remove built-in hex wrench from the quick release clamp.



2. Loosen the hex screw in center of Quick Release Clamp and rotate the clamp.



3. After positioning clamp in the desired position, retighten the hex screw in the center of the Quick Release Clamp.



4. Reinsert the hex wrench back into the Quick Release Clamp for storage.